


Directions: Cut and Sort the cards.  
Tell whether the card is true or  
false.



E

R

I

S


E

T


R

U


E



Henry had a  
tuna melt  
for lunch.




Henry walks  
to school.



Henry learned  
math, music  
and science.


Henry played on  
the monkey  
bars.




Henry has a pet  
bird.




Curly, the  
guinea pig  
got loose.







Henry is  
the main  
character.




Henry is in  
kindergarten.




Henry's  
teacher is a  
man.



The class  
pet is a  
guinea pig.



Henry didn't know  
anyone in his  
new class.



Henry made a  
new friend  
Oswaldo.

Name \_\_\_\_\_

Date \_\_\_\_\_

Beginning


Large rounded rectangular box for writing the beginning of the story.

Middle

Large rounded rectangular box for writing the middle of the story.

End

Large rounded rectangular box for writing the end of the story.



Four horizontal lines for writing the beginning of the story.

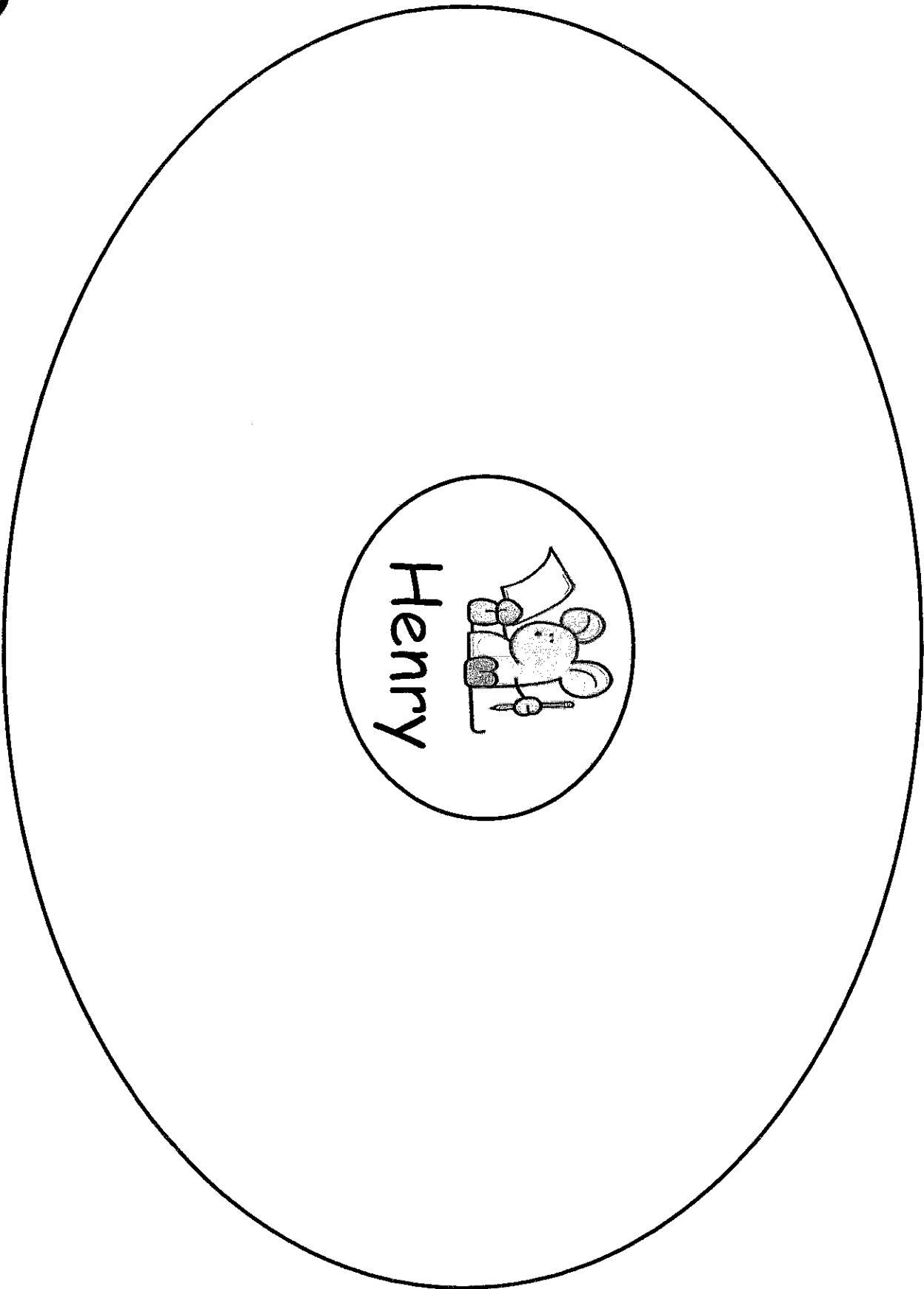

Four horizontal lines for writing the middle of the story.

Four horizontal lines for writing the end of the story.

Directions: The purpose of a circle map is to define context. Use the circle map to describe Henry.

Name \_\_\_\_\_

Date \_\_\_\_\_



Directions: The purpose of a tree map is to sort ideas in groups. Use the tree map to sort what Henry is, likes, and learned.



Name \_\_\_\_\_

Date \_\_\_\_\_


Henry

is

likes

learned


Handwriting practice lines consisting of 15 horizontal lines, grouped into three sets of five lines each.



Directions: Use your tree map and circle map to write about Henry in the story, *Here I Come First Grade*.

Name \_\_\_\_\_

Date \_\_\_\_\_



Handwriting practice area consisting of ten vertical lines. Each line is accompanied by a series of small, faint letters for tracing or copying practice.